


EN LA LUNA TEATRO



DR. CRANKY AND THE SPECIAL STONE



A TIME ADVENTURE





INDEX

- >>>> PRESENTATION 2**
- >>>> SYNOPSIS 2**
- >>>> DIDACTIC OBJETIVES 3**
- >>>> METHODOLOGY 4**
- >>>> ACTIVITIES 5**

ACTIVITIES

BEFORE THE PLAY (SESSION 1)

- >>>> ACTIVITY 1: Knowing the characters.
Who is who?..... 5**
- >>>> ACTIVITY 2: The Time Machine..... 8**
- >>>> ACTIVITY 3: What do our friends want?.....9**
- >>>> ACTIVITY 4: Robot's heart..... 10**

AFTER THE PLAY (SESSION 2)

- >>>> ACTIVITY 5: Dr. Cranky is sad..... 11**
- >>>> ACTIVITY 6: Pepper cake..... 12**
- >>>> ACTIVITY 7: We travel to the past..... 13**
- >>>> ACTIVITY 8: We travel to the future.....14**





PRESENTATION



Our new play in English, "Doctor Cranky and the Magic Stone" is a wonderful journey through emotions, senses and theatre.

This adventure, full of music and sound and audiovisual stimuli for the little ones, features a time machine that will allow our protagonists to go in search of a very special stone.

SYNOPSIS

Doctor Cranky is always sad, very sad. Besides, he wants to find a very special stone to make a new experiment. So, his three assistants called Elda, Enrico and Robert decide to help him. They are going to find that special stone, so Doctor Cranky will be happy.

To look for the stone they decide to use a Time Machine that will allow them to find it faster.

The machine will take them to the past, to prehistory, and also to the future. In prehistory they will meet two very peculiar men and, in the future, they will meet two robots who will give them the very special stone they are looking for.

But Doctor Cranky plans to use the stone to make people feel as sad as he does; luckily Enrico hears everything and can warn his friends.

Will Doctor Cranky succeed in making his plans come true? Don't miss this new adventure full of fun, music and lots of surprises!





DIDACTIS OBJECTIVES

Our aim is to offer a fun play through which the student can approach English in a fun way.

There are many ways to work and assimilate the language, and we believe that theatre offers a very attractive possibility for learning.

As always, we provide you with teaching material to present in class before and after the performance. It is important to work in the classroom so that the students get more out of the activity.

We hope you find this play, and our project in general, useful.

GENERAL OBJECTIVES

- To promote communicative competence in foreign languages in students through a didactic and fun activity.

SPECIFIC OBJECTIVES

- To take the student to see a play in English with all the elements that should be part of the dramatic event: costumes, scenery, special effects, music and dialogues.
- To develop imagination, creativity and a taste for the theatre.
- Expand expressive resources: physical (gestures), vocal (sounds, songs) and linguistic (expressions and vocabulary).
- To have fun.
- Support the process of teaching English through songs and dramatic games.
- Learn and work through music.
- Create through our didactic guide and activities resources so that they can familiarise themselves with the play.





METHODOLOGY

We propose a project based on theatre as a means of encouraging interest and enjoyment in a foreign language, in this case English. To do this, we have established a series of worksheets to work on in class before and after seeing the play: Doctor Cranky and the special stone. We also recommend that you work with your students on VOCABULARY AND SYNOPSIS.

Another very interesting resource is the SONGS. You will find the lyrics in a document called LYRICS OF THE SONGS and you can listen to the audio tracks through our website (user area). If you cannot access the material through the user area, our advisors will help you by sending all the documents to your email.

You will also receive a document with additional activities. This is information that will be useful for the students when doing the worksheets. If you have any questions please do not hesitate to get in touch, you can contact with your EDUCATIONAL ADVISER (Aurora Chica or Inma Rodríguez) or with the company through our email (enlunateatro@yahoo.es) or our phone number 618 720 491.

Thank you very much. We hope you enjoy this new experience.





ACTIVITY 1: KNOWING THE CHARACTERS

The characters in the play are: ELDA, ROBERT, ENRICO AND DOCTOR CRANKY.
All of them are SCIENTISTS.
Colour in these funny drawings.










ACTIVITY 2: THE TIME MACHINE

To find a special stone that Doctor Cranky needs, our friends will travel in a time machine.

Colour in the time machine, you can decorate it by sticking pieces of paper or cotton wool on it - it's great fun!





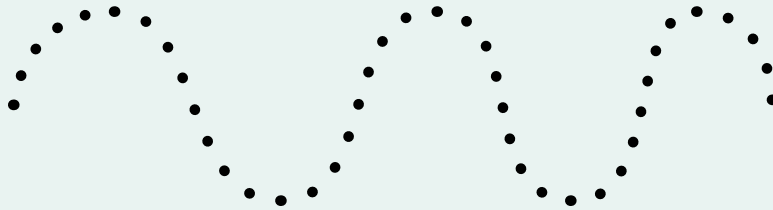


While you colour in the drawing, you can listen to the song: 'Let's go to the machine'





ACTIVITY 3: WHAT DO OUR FRIENDS WANT?


Help the characters in the play to get what they want.





ACTIVITY 4: ROBOT'S HEART

In our play you will see two robots. Here is one - colour it in!
While you colour it, listen to the song 'Robot's heart'.





ACTIVIDAD 5: DOCTOR CRANKY IS SAD

Colour his face to make him happy.





ACTIVITY 6: SPINACH PIE

Doctor Cranky loves pepper cake. Here's a great pie, paint it.




PEPPER CAKE





ACTIVITY 7: WE TRAVEL TO THE PAST


In the play our friends visit prehistoric times. Do you remember?
Colour in this prehistoric man.





ACTIVITY 8: WE TRAVEL TO THE FUTURE

The robot in the play gives Elda and Robert his heart. Can you draw him a heart?
That will make him very happy!





En la luna teatro

TRABAJAMOS PARA
OFRECER UN
TEATRO EDUCATIVO
DE CALIDAD



Inglés

- Dr. Cranky and the special stone (Childhood education)
- The Time Machine (Primary school version)
- The Time Machine (Secondary school version)



Teatro Clásico

- La Dama Boba (Educación secundaria)



Teatro y Género

- Rufina, Estrella y el Baúl de cuentos (Educación infantil)
- Mi tiempo no tiene memoria (Educación secundaria)



Teatro Musical

- El Gato con Botas (Educación primaria)