


EN LA LUNA TEATRO



DR. CRANKY AND THE SPECIAL STONE



A TIME ADVENTURE





INDEX

- >>> PRESENTATION 2**
- >>> SYNOPSIS 2**
- >>> DIDACTIC OBJETIVES 3**
- >>> METHODOLOGY 4**
- >>> ACTIVITIES 5**

ACTIVITIES

BEFORE THE PLAY (SESSION 1)

- >>> ACTIVITY 1: Meeting the charaters:
My friend the robot..... 5**
- >>> ACTIVITY 2: The Time Machine..... 6**
- >>> ACTIVITY 3: Help Dr. Cranky..... 7**
- >>> ACTIVITY 4: Let's learn the unga bunga song..... 8**

AFTER THE PLAY (SESSION 2)

- >>> ACTIVITY 5: Dr. Cranky..... 10**
- >>> ACTIVITY 6: Pepper cake..... 11**
- >>> ACTIVITY 7: My favorite character..... 12**
- >>> ACTIVITY 8: We travel to the future..... 13**





PRESENTATION



Our new play in English, "Doctor Cranky and the Magic Stone" is a wonderful journey through emotions, senses and theatre.

This adventure, full of music and sound and audiovisual stimuli for the little ones, features a time machine that will allow our protagonists to go in search of a very special stone.

SYNOPSIS

Doctor Cranky is always sad, very sad. Besides, he wants to find a very special stone to make a new experiment. So, his three assistants called Elda, Enrico and Robert decide to help him. They are going to find that special stone, so Doctor Cranky will be happy.

To look for the stone they decide to use a Time Machine that will allow them to find it faster.

The machine will take them to the past, to prehistory, and also to the future. In prehistory they will meet two very peculiar men and, in the future, they will meet two robots who will give them the very special stone they are looking for.

But Doctor Cranky plans to use the stone to make people feel as sad as he does; luckily Enrico hears everything and can warn his friends.

Will Doctor Cranky succeed in making his plans come true? Don't miss this new adventure full of fun, music and lots of surprises!





DIDACTIS OBJECTIVES

Our aim is to offer a fun play through which the student can approach English in a fun way.

There are many ways to work and assimilate the language, and we believe that theatre offers a very attractive possibility for learning.

As always, we provide you with teaching material to present in class before and after the performance. It is important to work in the classroom so that the students get more out of the activity.

We hope you find this play, and our project in general, useful.

GENERAL OBJECTIVES

- To promote communicative competence in foreign languages in students through a didactic and fun activity.

SPECIFIC OBJECTIVES

- To take the student to see a play in English with all the elements that should be part of the dramatic event: costumes, scenery, special effects, music and dialogues.
- To develop imagination, creativity and a taste for the theatre.
- Expand expressive resources: physical (gestures), vocal (sounds, songs) and linguistic (expressions and vocabulary).
- To have fun.
- Support the process of teaching English through songs and dramatic games.
- Learn and work through music.
- Create through our didactic guide and activities resources so that they can familiarise themselves with the play.





METHODOLOGY

We propose a project based on theatre as a means of encouraging interest and enjoyment in a foreign language, in this case English.

To do this, we have established a series of worksheets to work on in class before and after seeing the play: Doctor Cranky and the special stone.

We also recommend that you work with your students on VOCABULARY AND SYNOPSIS.

Another very interesting resource is the SONGS. You will find the lyrics in a document called LYRICS OF THE SONGS and you can listen to the audio tracks through our website (user area). If you cannot access the material through the user area, our advisors will help you by sending all the documents to your email.

You will also receive a document with additional activities. This is information that will be useful for the students when doing the worksheets. If you have any questions please do not hesitate to get in touch, you can contact with your EDUCATIONAL ADVISER (Aurora Chica or Inma Rodríguez) or with the company through our email (enlunateatro@yahoo.es) or our phone number 618 720 491.

Thank you very much. We hope you enjoy this new experience.






ACTIVITY 1: MEETING THE CHARACTERS: MY FRIEND THE ROBOT

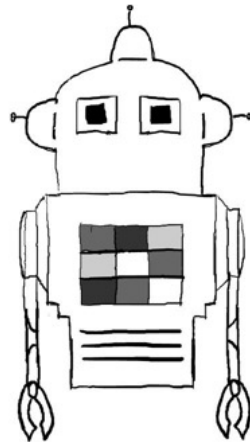



Our play features robots.

So, let's have fun doing these activities.


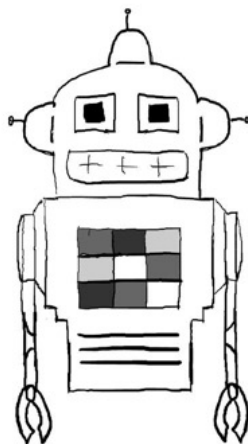

First you have to find the twin of the robot in the middle. Then you can colour in the robots you like best.



FIND MY TWIN!



COLOR YOUR FAVORITES!






ACTIVITY 2: THE TIME MACHINE

To find a special stone that Dr. Cranky needs, our friends will travel in a time machine.

Colour in the time machine, you can decorate it by sticking pieces of paper or cotton wool on it - it's great fun!

Then draw a picture of yourself next to the machine.


While you are colouring the drawing, you can listen to the song: Let's go to the machine





ACTIVITY 3: HELP DOCTOR CRANKY

Help Doctor Cranky find the special stone





ACTIVITY 4: LET'S LEARN THE UNGA BUNGA SONG

Learn the song Unga Bunga.

UNGA, BUNGA

Dance, dance, dance
Unga bunga dance
Move your shoulders
Clap your hands
And say unga bunga dance
ce
(x2)
Put your arms up
Put your arms down
Cross your arms
Unga bunga dance
(x2)
Unga bunga dance
Unga bunga dance
Unga bunga dance
Let's dance

Unga bunga dance
Unga bunga dance
Unga bunga dance
Once again
Move your shoulders
Clap your hands
And say unga bunga dance
(x2)
Unga bunga dance
Unga bunga dance
Unga bunga dance
Let's dance
Unga bunga dance
Unga bunga dance
Unga bunga dance
Let's dance





Give colour to this prehistoric man





ACTIVIDAD 5: DOCTOR CRANKY IS SAD


Our work features a scientist. He is Doctor Cranky. He is always sad and angry. That's why his friends want to find the stone, so that he will be happy. Match each picture with the corresponding emotion.



• **ANGRY**



• **SAD**



• **HAPPY**





ACTIVITY 6: PEPPER CAKE

Doctor Cranky loves pepper cake. Here's a great pie, paint it.



PEPPER CAKE





ACTIVITY 7: MY FAVOURITE CHARACTER

Who has been your favourite character?

Draw a picture of him or her and put his or her name underneath.

The characters in the play: DOCTOR CRANKY, ELDA, ROBERT, ENRICO, PREHISTORY MAN, ROBOT.





ACTIVITY 8: WE TRAVEL TO THE FUTURE

Thanks to the time machine, our protagonists can travel to the past or to the future.

How do you imagine this journey into the future?

Draw a picture of this journey into the future. Then you can colour it in and hang it up in class.





En la luna teatro

TRABAJAMOS PARA
OFRECER UN
TEATRO EDUCATIVO
DE CALIDAD

Inglés

- Dr. Cranky and the special stone (Childhood education)
- The Time Machine (Primary school version)
- The Time Machine (Secondary school version)

Teatro Clásico

- La Dama Boba (Educación secundaria)

Teatro y Género

- Rufina, Estrella y el Baúl de cuentos (Educación infantil)
- Mi tiempo no tiene memoria (Educación secundaria)

Teatro Musical

- El Gato con Botas (Educación primaria)